

AlphaRoute Placement Tool



Tech tip:

Pop-up blockers and the AlphaRoute Placement Tool

What is a pop-up?

A pop-up is a web browser window that pops up on your screen to display a message. Pop-up windows are frequently used by advertisers to get your attention, which is why many people install pop-up blockers. However, pop-ups are also used for information and educational purposes on Web sites. The APT assessor and student areas open as pop-up windows in AlphaRoute, and pop-up blockers installed on your computer may prevent those windows from opening for you.

What is a pop-up blocker?

A pop-up blocker is software designed to prevent pop-up windows from opening. If you get a blank screen or if nothing appears to happen when you try to open the **AlphaRoute Placement Tool – Assessor** or **APT Student** areas, you probably have pop-up blocking software installed.

A pop-up blocker could be, for example:

- A feature of your web browser
- A toolbar that is installed as an addition to your web browser
- A feature of the anti-virus tools installed by your agency

A pop-up blocker can show up as an icon on your browser's toolbar.

How do I disable a pop-up blocker?

To access the APT, you will either have to disable your pop-up blocker or configure it to allow the APT pop-ups to open. Most pop-up blockers let you to either allow pop-ups on selected Web sites or temporarily disable the pop-up blocker.

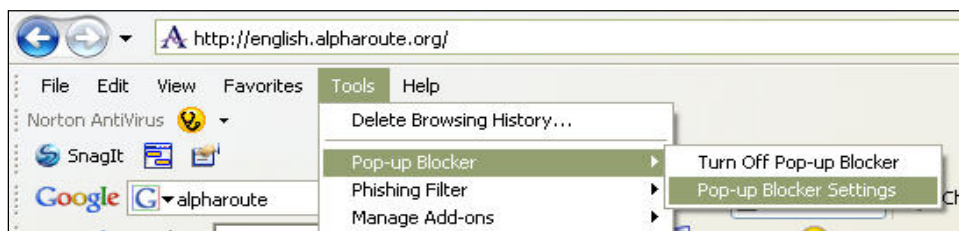
There are hundreds of different pop-up blockers on the market today, so it isn't possible to provide steps that will work for every one.

Try the three solutions below, in order, before you seek further help.

1. Set your pop-up blocker to allow pop-up windows to open on the APT Web site

(in this example, the blocker is part of the Internet Explorer web browser):

- In your web browser, click on the **Tools** drop-down menu
- Click on **Pop-up Blocker** and then on **Pop-up Blocker Settings**



AlphaRoute Placement Tool

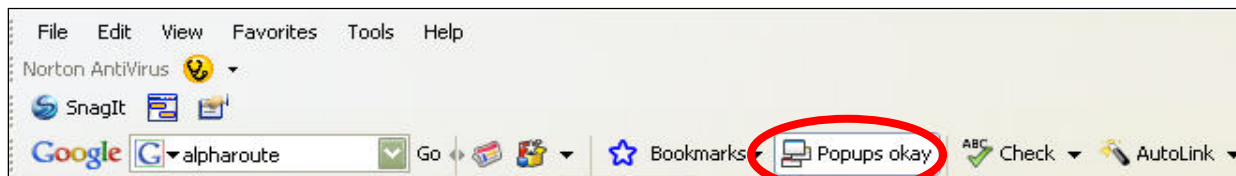
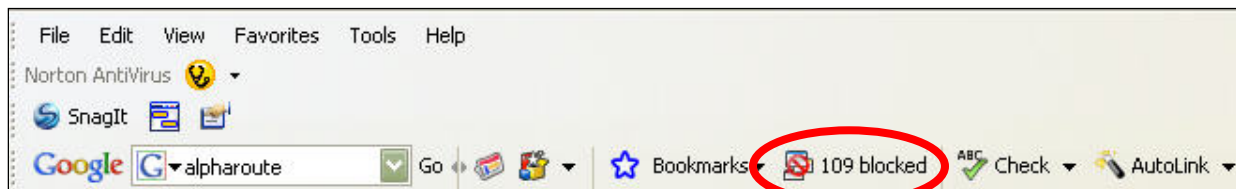


- In the space below **Address of Web Site to allow**, type in www.alpharoute.org
- Click on the **Add** button
- Click on the **Close** button in the **Pop-up Blocker Settings** dialog box
- Close the web browser and access the APT



2. Temporarily disable your pop-up whenever you are working on the APT (in this example, the pop-up blocker is part of a toolbar):

- Locate the pop-up blocker icon on your browser toolbar
- Click on the blocker icon to allow pop-ups
- Remember to turn your pop-up blocker back on when you are finished working on the APT



3. Use your keyboard to allow a pop-up to open on a one-time basis:

- Press and hold the **CTRL** key as you click on a link to allow a pop-up to open for that time only (this process may vary depending on the particular pop-up blocker you use)

You can learn more about pop-up blockers by visiting:

- http://toolbar.google.com/popup_help.html
- http://en.wikipedia.org/wiki/Pop-up_ad



Have any questions?

Call Ian de Souza at 1-800-788-1120 extension 129 or email your questions to arsupport@alphaplus.ca.