

Module 5: Introduce learners to AlphaRoute



TASK 1:

Give learners the AlphaRoute site URL and their user names and passwords

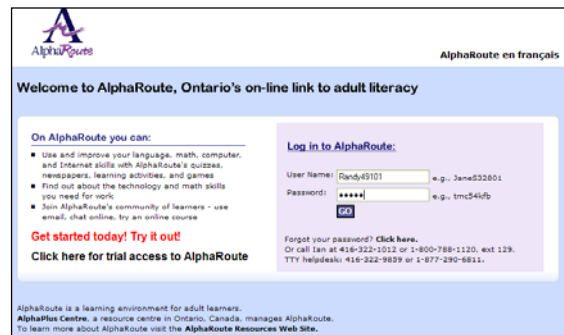
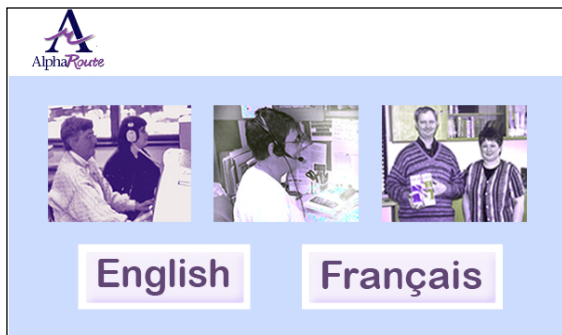
- Use the handy **Wallet card** designed for this purpose
- For ease of access, bookmark the AlphaRoute site on the computers learners use



TASK 2:

Direct learners to the log in screen

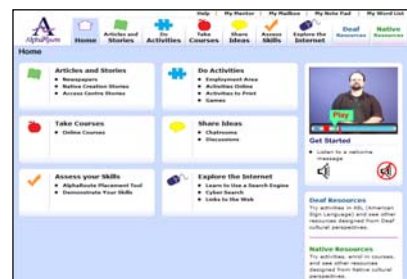
- Go to www.alpharoute.org
- Choose **English** – this button has audio support
- Enter the user's **User Name** and **Password**
- Click on the **GO** button



TASK 3:

Introduce learners to the site navigation

- Learners arrive at the **Home** page after log in
- Learners may need support in navigating the site using the top menu
- Learners may also need support in maximizing windows as they open activities





TASK 4: **Direct learners to activity areas that match their skills**

Where you direct learners will depend on your assessment of their skills and on your knowledge of the site. Here are some starting-place ideas, based on skill and interest areas:

Computer skills

- Do Activities – Games – Mouse and Other Games
- Explore the Internet – Learn to Use a Search Engine
- Articles and Stories – Newspapers – Newspaper Index – Internet and Technology

Employment preparation

- Do Activities – Employment Area – Skills at Work
- Explore the Internet – Links to the Web – Employment
- Articles and Stories – Newspapers – Newspaper Index – Work
- Deaf Resources – Articles and Stories – Newspapers – The Deaf Star
- Deaf Resources – Do Activities – Employment Area – Skills at Work

Independent learning skills

- Assess Skills – Demonstrating Your Skills
- Do Activities – Activities to Print

Interacting with other learners, online skills

- Share Ideas – Chat Rooms
- Share Ideas – Discussions – Writing Club
- Take Courses (according to availability)

Math skills

- Do Activities – Employment Area – Math at Work
- Explore the Internet – Links to the Web – Math
- Articles and Stories – Newspapers – Newspaper Index - Math

Preparing for a G1 driving license

- Do Activities – Activities Online – Activities – Level 3

Reading comprehension skills

- Articles and Stories – Newspapers – Newspaper Index – Reading
- Do Activities – Activities Online – Activities – 2
- Native Resources – Native stories and learning activities

Research skills

- Articles and Stories – Newspapers – Newspaper Index – Research
- Do Activities – Activities Online – Activities – Level 5
- Explore the Internet – Cyber Search
- Explore the Internet – Links to the Web

Writing skills

- Articles and Stories – Newspapers – Newspaper Index – Writing



Have questions?

Call Ian de Souza at 1-800-788-1120, extension 129 or email your questions to arsupport@alphaplus.ca



Tech Tip: Bottom menu bar

- If an activity or window won't open, check the bottom menu bar to see if the window has been minimized there
- If it has, click on it to restore it
- Close extra windows you aren't using and your computer will work faster



Tech Tip: Refresh pages

- If a screen freezes, refresh the screen by pressing the **F5** key at the top of the keyboard
- You can also refresh the screen by right-clicking your mouse and selecting **Refresh**



Tech Tip: You might need to adjust your screen resolution to 1024 x 768 pixels to be able to see all the rows in the mouse games

- Minimize all your windows to see the desktop
- Right-click anywhere on your desktop and select **Properties**
- In **Display Properties** box select **Settings** tab
- Move the scroll bar located in the Screen area to **1024 x768**
- Click **OK**